





AlphaKite System.

Mechanical preparation of root canals with nickel-titanium files.



Endodontics

Mechanical preparation
of root canals
Crown-Down technique



Quality Products
Made in Germany

AlphaKite is a safe and effective system of NiTi files designed for the modern mechanical preparation of root canals according to the Crown-Down technique.

Typical Komet quality:

- Fast cutting kite-shaped cross-section to ensure excellent substance removal and complete control
- Titanium-nitride coating for an outstanding, long-lasting cutting performance
- 25 files for versatile use




Variable, effective and safe.

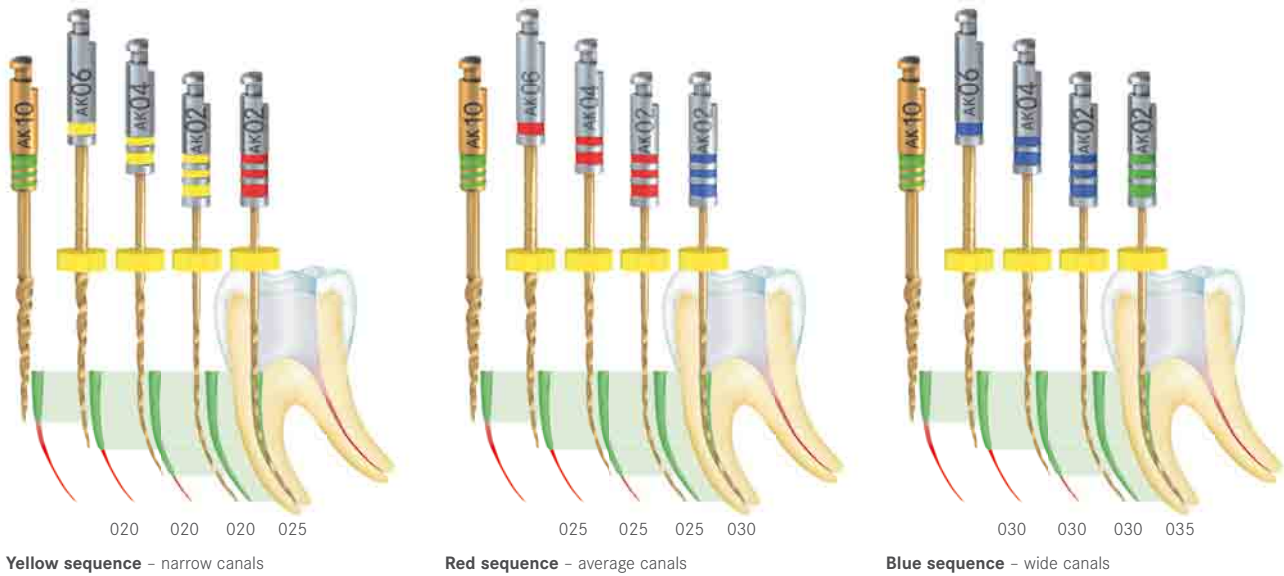


Blade design and quality.



Storage and sterilization.





AlphaKite is a system of NiTi files designed for the mechanical preparation of root canals. The files contained in the system can be combined in many different ways to suit the operator's requirements.

Variable

The AlphaKite instruments are very versatile and can be used in a range of applications in compliance with the commonly used mechanical techniques.

The operator can choose from 6 different tapers to ensure effective mechanical cleaning of the root canal. The frequently used tapered file 04 is even available in 9 sizes, i.e. 020 – 060.

The AlphaKite files are designed for a working length of 25 mm. Intended for initial reaming of the straight upper canal access area, the files with a taper of 10 come in lengths of 19 mm and 15 mm because they are not intended for work down to the full depth of the canal. Any Crown-Down sequence can be preceded by the reaming of the canal access area with a file of taper 10.

AK10, length 15 mm and 19 mm: universal reamer for the straight canal access area.

AK08, AK06: for the upper third of the canal and the initial part of the curve. The file with a taper of 08 can also be used for probing.

AK04: for the middle and the apical region of the canal

AK03.015: this instrument is designed for probing

AK02: a file with a particularly slim taper for the apical region, notably in cases of extremely curved canals, within the scope of treatments according to the Crown-Down technique

Crown-Down technique

First of all, the straight access area of the root canal is prepared with a file of taper 10. Next, a manual file (size 015) is used to create a smooth path for the subsequent files and to determine the working length.

Preparation

The next step is the preparation of the canal with instruments of the apical target size (depending on the size of the file that created the glide path), beginning with a taper of 06 and followed by a taper of 04 up to approx. 3 mm before the end of the preparation. The canal is now prepared to the full apical depth with a file of taper 02 and finally enlarged by one size with the help of the next larger file with the same taper. In some cases, depending on the curve of the canal, the file with a taper of 04 can be used all the way down to the full working depth, provided that the canal is free of perceptible obstructions.



Safe and effective

All AlphaKite files are provided with the typical Komet kite-shaped cross-section. One active and three supporting cutting angles ensure an effective and safe preparation. AlphaKite files are designed for use in a torque-limited motor. The files glide into the canal. Large chip spaces guarantee optimum evacuation of debris from the root canal.

- Kite-shaped cross-section
- Excellent cutting performance
- Comfortable use, efficient substance removal

The effective main cutting angle guarantees the removal of the correct amount of substance. Three further blades ensure an optimum interplay of the rotating forces.

The AlphaKite files are easy to control. During practical use, allow the instruments to gently glide into the root canal with intuition.

The blade twist is subject to a slight dynamic increase from the tip of the instrument to the end of the working part. This allows any debris to be effectively removed from the canal, thus ensuring an optimum mechanical cleaning result.

TiN plated

All files of the AlphaKite system are coated with a gold-coloured layer. Apart from the special blade configuration, this special TiN (titanium-nitride) surface coating is the reason for the excellent cutting capacity of the instruments and prevents blunting caused by sterilization.

- TiN coating
(Gold-coloured surface coating)
- Tried and tested
- No premature blunting caused by sterilization

Special shank construction with convenient details

The evenly rounded shape of the shank end ensures easy introduction of the shank into the contra-angle. At a length of merely 11 mm, the shank was deliberately kept as short as possible.

Mechanical characteristics, dynamic properties:

In other words: unique


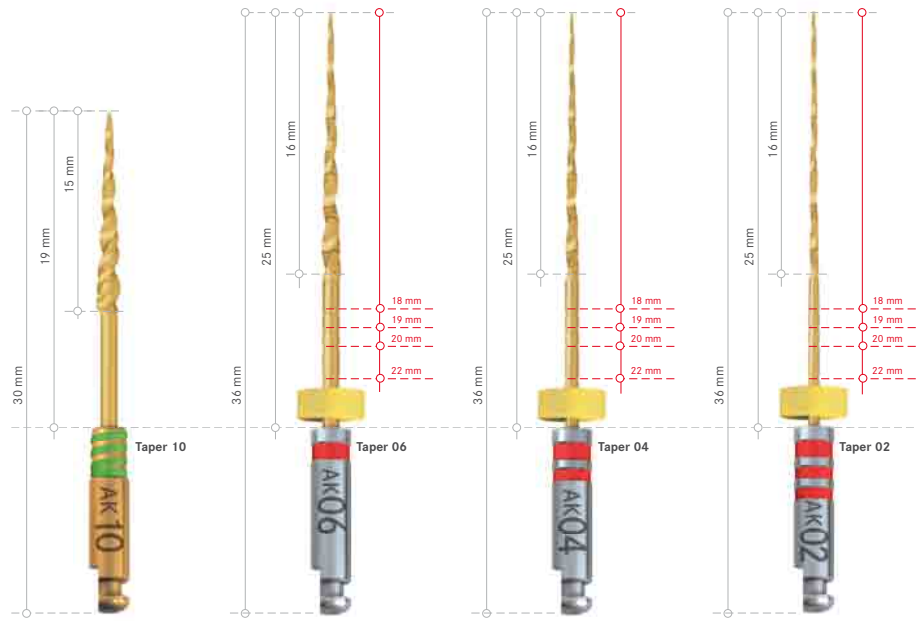
Komet quality

- Torsion
- Deflection
- Bending moment
- Durability

Comprehensive measurements and tests during the manufacture of the instruments ensure consistently high, reliable quality. Our recommendations regarding the use of the instruments, such as the suggested speed and torque during use, derive from a multitude of measurement data and test results. A torque card provides an overview of the setting data.

IMPORTANT! General notes:

The files are used in a torque-limited contra-angle, e.g. the endodontic contra-angle E-Drive provided by Komet, or in an endodontic motor. The instrument must already be in rotary mode when inserted into the canal. Prior to first use on a patient, the user should acquaint himself with the system by practicing on extracted teeth or an acrylic training block.



Instrument sizes – ISO colours

The size of an AlphaKite file can be recognised by a coloured section on its shank. The sizes were allocated according to the ISO colour scheme, according to which an AlphaKite file with a yellow colour code corresponds to size 020 or 050 and a file with a red colour code equals size 025 or 055.

To identify the taper:

Ring-shaped colour code

The number of the coloured rings indicates the taper of each file:
 One ring – taper 06
 Two rings – taper 04
 Three rings – taper 02

Spiral-shaped colour code:

files with a taper of 10, 08 and 03 are provided with a coloured spiral instead of a ring.

Laser mark on the shank:

Apart from the coloured rings and spirals, the size of all AlphaKite files can be identified by a laser mark on their shank. The laser mark shows the figure number and the taper of each file.

Shank colours – gold and silver

AlphaKite files with a taper of 10, 08 and 03 are provided with a golden shank. This means that they are intended for a special application (coloured spiral) and used in systematic preparation for a special technique (e.g. Crown-Down, taper 06 – 04 – 02). The files with tapers of 10 and 08 are used for reaming the canal access area, whereas the taper 03 is designed for mechanical probing with intuition.

Controlled work length – ground-in depth marks, preassembled silicone stoppers

In order to stick to the work length of the instruments irrespective of the work conditions, the AlphaKite files have been provided with ground-in depth marking rings and – from taper 08 downwards – preassembled, radiopaque silicone stoppers.

The ground-in depth marks on the instrument neck serve as a visual aid whenever a preparation has to be carried out with magnifying glasses or under a microscope and where a stopper would obstruct the view.

The position of the depth marks is always identical: at 18 – 19 – 20 and 22 mm viewed from the instrument tip.



9955 Wash box
For mechanical cleaning and disinfection
of instruments in the thermo disinfecter



540 Insert tray AlphaKite



4579 AlphaKite
(without instruments)

- 539 Sterilization container
- 540 Insert tray AlphaKite



9870 Alpha sequencer



Starter kit 4574
with 16 AlphaKite
files

Starter kit 4575
with 8 AlphaKite files
and 9870 sequencer



9938 E-Drive
Torque limited contra-angle
for use in endodontics

Komet Dental

Gebr. Brasseler GmbH & Co. KG

Trophagener Weg 25 · 32657 Lemgo

Postfach 160 · 32631 Lemgo · Germany

Verkauf Deutschland:

Telefon +49 (0) 5261 701-700

Telefax +49 (0) 5261 701-289

info@Kometdental.de

www.Kometdental.de

Export:

Telefon +49 (0) 5261 701-0

Telefax +49 (0) 5261 701-329

export@Kometdental.de

www.Kometdental.de

Komet Austria Handelsagentur GmbH

Innsbrucker Bundesstraße 75

5020 Salzburg · Austria

Telefon +43 (0) 662 829-434

Telefax +43 (0) 662 829-435

info@Kometdental.at

www.Kometdental.at

