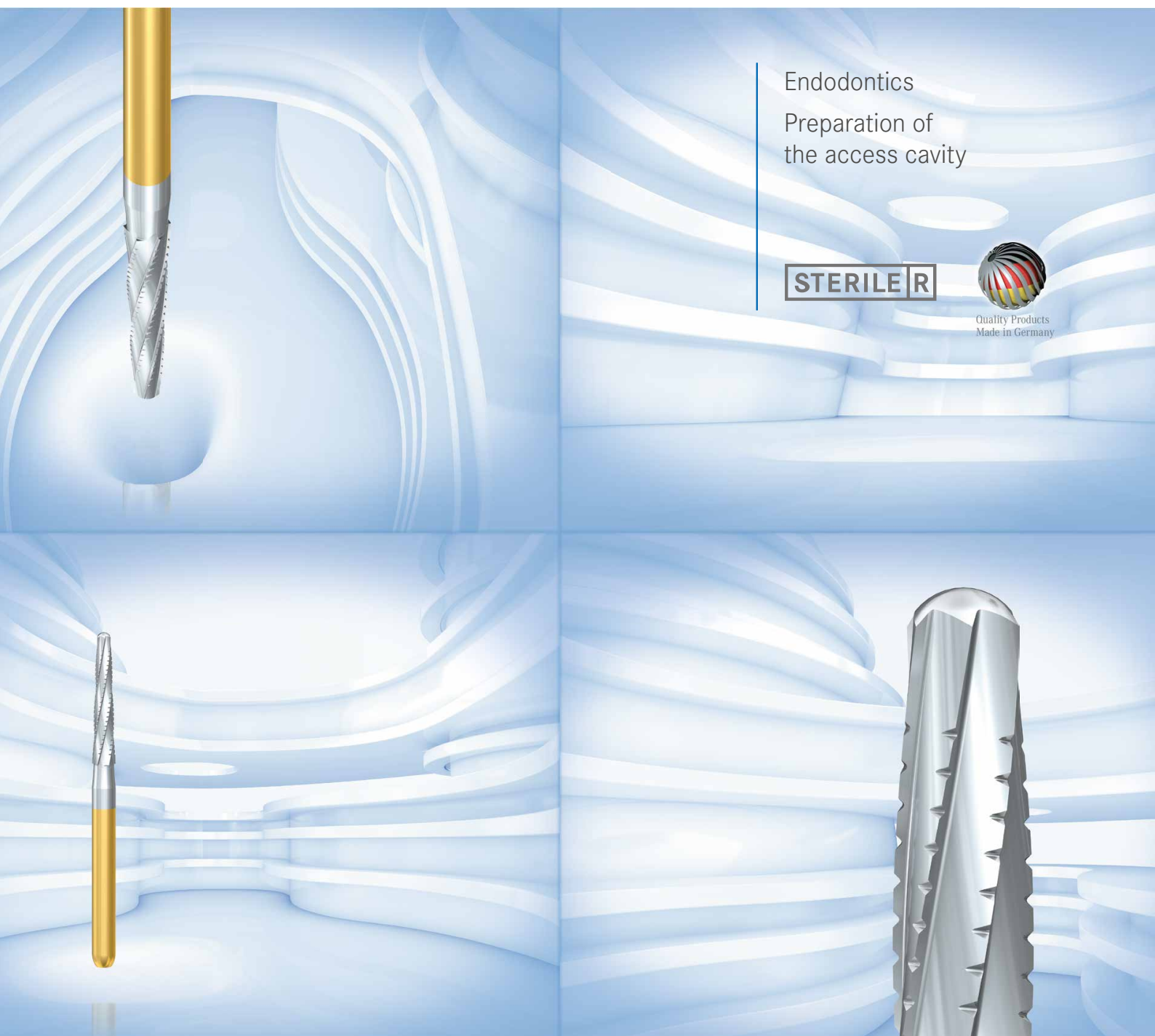




# EndoGuard. Perfect view and safety.



Endodontics  
Preparation of  
the access cavity

**STERILE R**



Quality Products  
Made in Germany



# The course is set for Endo success.

---

With the EndoGuard, the course is set for success right from the start of the endodontic treatment. The creation of a perfect access cavity is the foundation of any successful endodontic treatment, which is why this phase often takes more time and effort than the subsequent preparation of the root canal.

Used immediately after opening the pulp chamber, the EndoGuard made by Komet® helps to carry out this step with optimum efficiency and in perfect safety.



## Perfect access cavity

After the initial opening of the pulp chamber, the view of the cavity is improved and the discovery of the root canal orifices is facilitated by removing any dentin overhangs. The straight line access to the root canal system minimizes the risk of inadvertent canal transportation and fracture of the file.



## Protection of the pulp chamber floor

The EndoGuard is provided with a safe, non-cutting tip to protect the floor of the pulp chamber and to avoid excessive removal of hard dental substance.



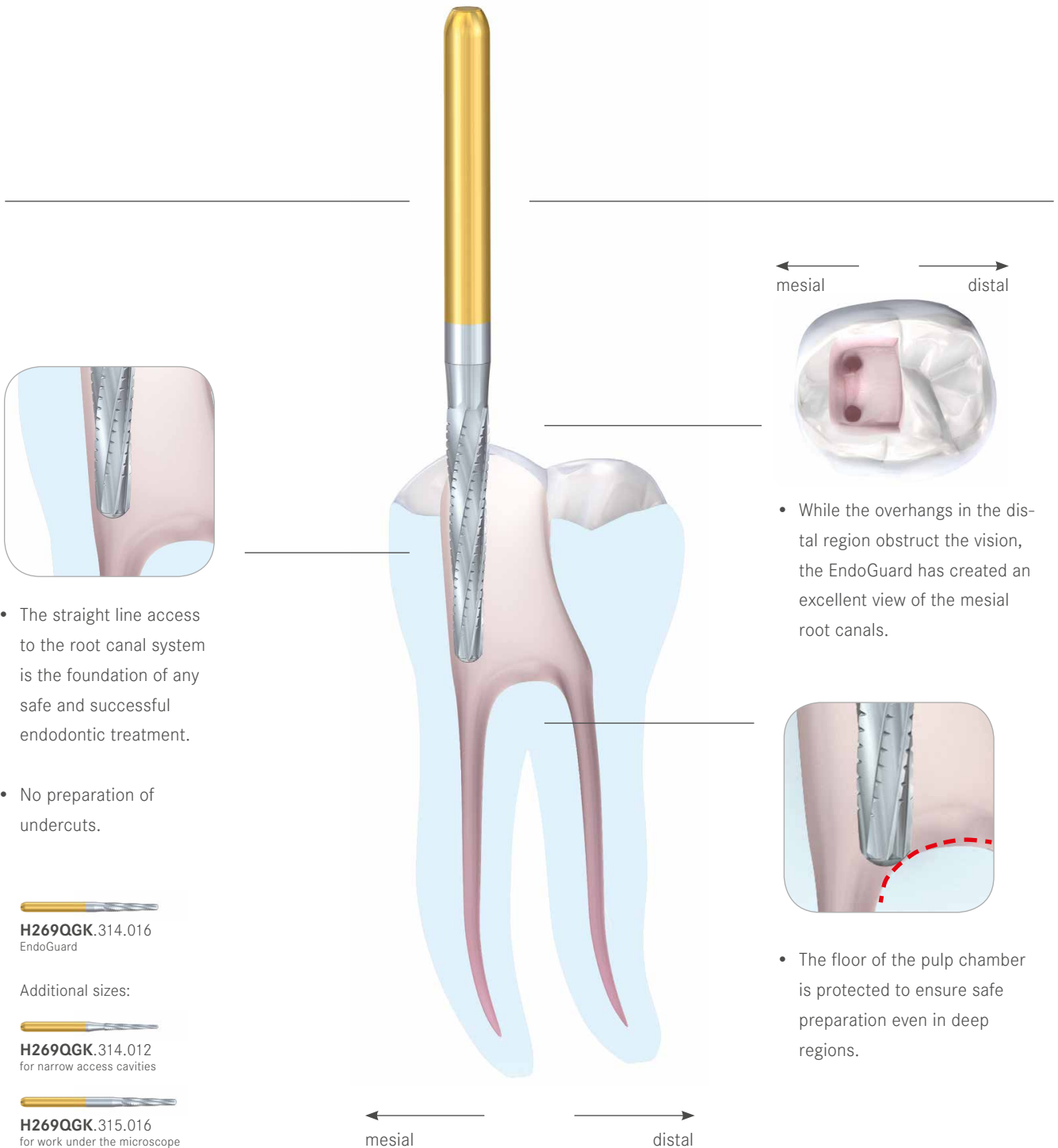
## No preparation of undercuts

Thanks to the tapered shape of the EndoGuard, the preparation of undercuts is avoided as far as possible, thereby ensuring that no infected tissue is left behind in the pulp chamber.



## Efficient cross-cut tothing

Thanks to its cross-cut tothing, the EndoGuard allows particularly efficient, yet smooth work. Complete control of the instrument is therefore guaranteed at all times.



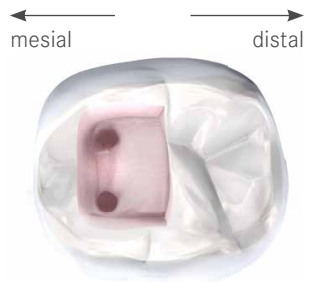
- The straight line access to the root canal system is the foundation of any safe and successful endodontic treatment.
- No preparation of undercuts.

**H269QGK.314.016**  
EndoGuard

Additional sizes:

**H269QGK.314.012**  
for narrow access cavities

**H269QGK.315.016**  
for work under the microscope



- While the overhangs in the distal region obstruct the vision, the EndoGuard has created an excellent view of the mesial root canals.



- The floor of the pulp chamber is protected to ensure safe preparation even in deep regions.

⌚<sub>opt.</sub> 20,000 rpm

Komet Dental

Gebr. Brasseler GmbH & Co. KG

Trophagener Weg 25 · 32657 Lemgo

Postfach 160 · 32631 Lemgo · Germany

Verkauf Deutschland:

Telefon +49 (0) 5261 701-700

Telefax +49 (0) 5261 701-289

info@kometdental.de

www.kometdental.de

Export:

Telefon +49 (0) 5261 701-0

Telefax +49 (0) 5261 701-329

export@kometdental.de

www.kometdental.de

Komet Austria Handelsagentur GmbH

Hellbrunner Straße 15

5020 Salzburg · Austria

Telefon +43 (0) 662 829-434

Telefax +43 (0) 662 829-435

info@kometdental.at

www.kometdental.at

Some of the products and designations mentioned in the text are trademarked, patented or copyrighted. The absence of a special reference or the sign © should not be interpreted as the absence of legal protection.

This publication is copyrighted. All rights, also with regard to translation, reprint and reproduction (also in the form of extracts) are reserved. No part of this publication may be reproduced or processed using electronic systems in any form or by any means (photocopying, microfilm or other methods) without the written permission of the editor.

Colours and products subject to alterations.  
Printing errors excepted.

As at: February 2016

